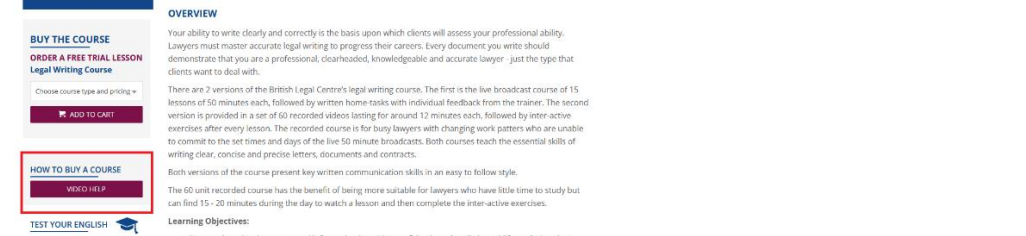
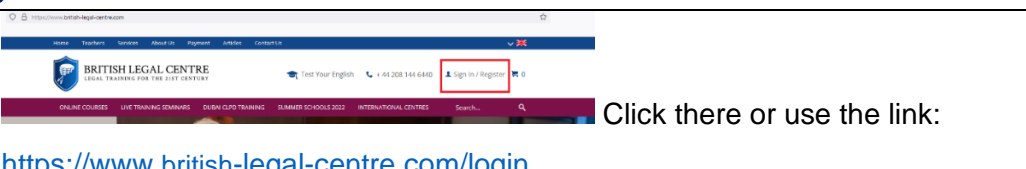
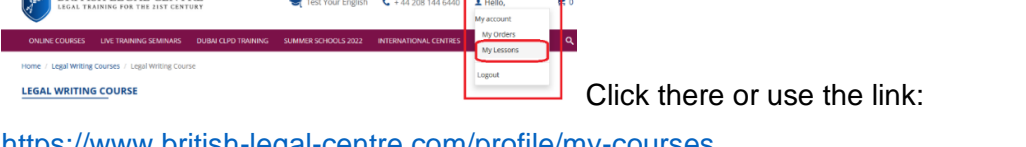

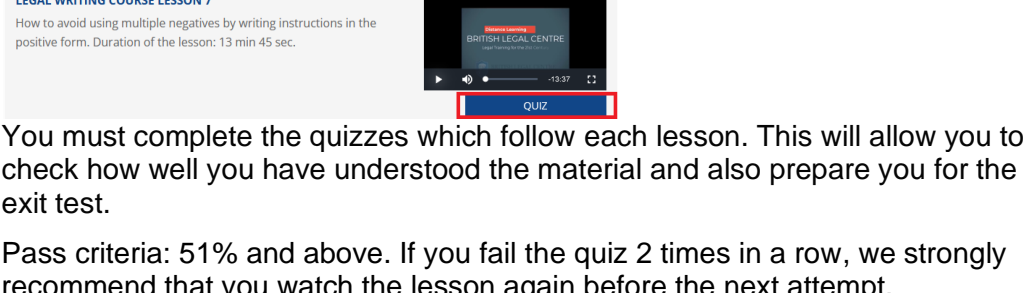
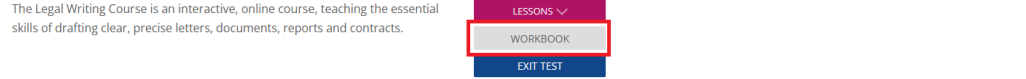
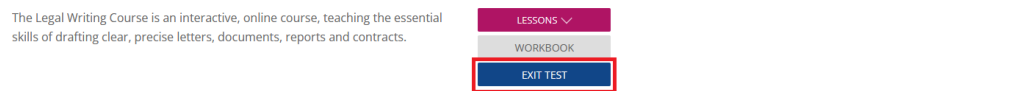
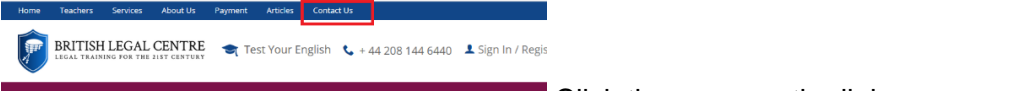


Navigation Guide for going through the pre-recorded versions of our CATS/ECTS courses

<p>1 How to order a course</p> <p>Watch the instruction video “HOW TO BUY A COURSE” – click the button on the left side menu of each course page</p>	 <p>OVERVIEW</p> <p>Your ability to write clearly and correctly is the basis upon which clients will assess your professional ability. Lawyers must master accurate legal writing to progress their careers. Every document you write should demonstrate that you are a professional, clear-headed, knowledgeable and accurate lawyer – just the type that clients want to deal with.</p> <p>There are 2 versions of the British Legal Centre's legal writing course. The first is the live broadcast course of 15 lessons of 50 minutes each, followed by written home tasks with individual feedback from the trainer. The second version is provided in a set of 60 recorded videos lasting for around 12 minutes each, followed by inter-active exercises after every lesson. The recorded course is for busy lawyers with changing work patterns who are unable to commit to the set times and days of the live 50 minute broadcasts. Both courses teach the essential skills of writing clear, concise and precise letters, documents and contracts.</p> <p>Both versions of the course present key written communication skills in an easy to follow style.</p> <p>The 60 unit recorded course has the benefit of being more suitable for lawyers who have little time to study but can find 15 - 20 minutes during the day to watch a lesson and then complete the inter-active exercises.</p> <p>Learning Objectives:</p> <ul style="list-style-type: none"> Communicate legal concepts and information in writing confidently and easily in real-life work situations 									
<p>2 How to move through a course</p> <p>Log in to your account:</p>	 <p>Click there or use the link:</p> <p>https://www.british-legal-centre.com/login</p>									
<p>Press “My Lessons”:</p>	 <p>Click there or use the link:</p> <p>https://www.british-legal-centre.com/profile/my-courses</p>									
<p>Press LESSONS button and watch the video lessons</p>	 <p>Intensity: How much time you will need to complete the course and deal with the material depends on your level of knowledge of the English language, and also on your available free time. But usually, we recommend watching just 1 or 2 lessons a day.</p> <p>You can watch the lessons as many times as you need.</p>									
<p>Complete the QUIZ after each lesson</p>	 <p>LEGAL WRITING COURSE LESSON 7 How to avoid using multiple negatives by writing instructions in the positive form. Duration of the lesson: 13 min 45 sec.</p> <p>You must complete the quizzes which follow each lesson. This will allow you to check how well you have understood the material and also prepare you for the exit test.</p> <p>Pass criteria: 51% and above. If you fail the quiz 2 times in a row, we strongly recommend that you watch the lesson again before the next attempt.</p>									
<p>Use the WORKBOOK – It is an essential component of the course materials and contains additional exercises for self-checking</p>	 <p>The Workbook contains additional compulsory exercises and contains additional material to consolidate the learners' understanding of the topics.</p>									
<p>Take the EXIT TEST</p>	 <p>Pass criteria: 60% and above. If you fail the Exit Test 2 times in a row, we strongly recommend that you watch the lessons again before the next attempt.</p>									
<p>3 Certificate of Achievement</p>	<p>When your exit-test result is 60% or higher, we will receive an automatic message from the system (you do not need to write to us and inform us that you have passed the test) and within 10 days we will send you a certificate. Sending options:</p> <table border="1" data-bbox="526 1803 1556 1948"> <thead> <tr> <th>Document Type</th> <th>Sending Type</th> <th>Price</th> </tr> </thead> <tbody> <tr> <td>Copy of Certificate for self-printing, PDF format</td> <td>By e-mail</td> <td>Free of charge</td> </tr> <tr> <td>Paper Original of Certificate</td> <td>By Courier</td> <td>100 USD</td> </tr> </tbody> </table>	Document Type	Sending Type	Price	Copy of Certificate for self-printing, PDF format	By e-mail	Free of charge	Paper Original of Certificate	By Courier	100 USD
Document Type	Sending Type	Price								
Copy of Certificate for self-printing, PDF format	By e-mail	Free of charge								
Paper Original of Certificate	By Courier	100 USD								
<p>4 Do you need any help? Have you got any comments?</p>	<p>Please, write to us on “Contact us” page</p>  <p>Click there or use the link:</p> <p>https://www.british-legal-centre.com/contact-us</p>									